
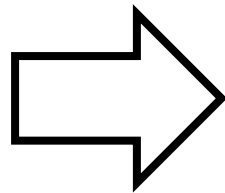



Das brauchen wir!



Tupfer



Röhrchen

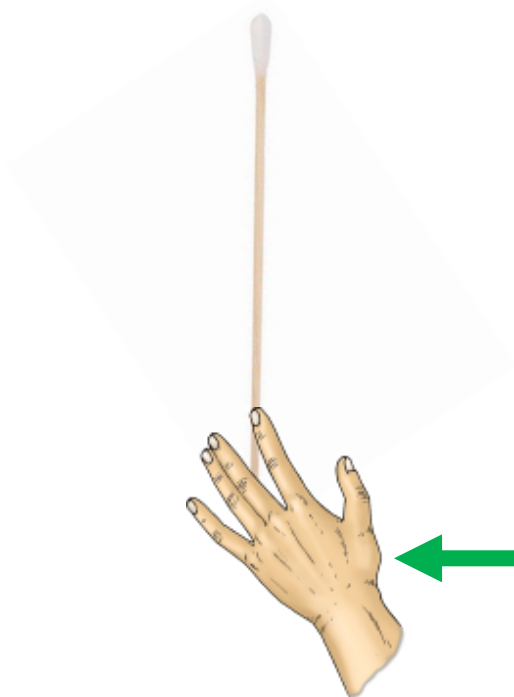


Teststreifen

1) Hände waschen!



2) Tupfer auspacken!



unten
anfassen

3) Tupfer in der
Nase drehen



1,5 - 2 cm



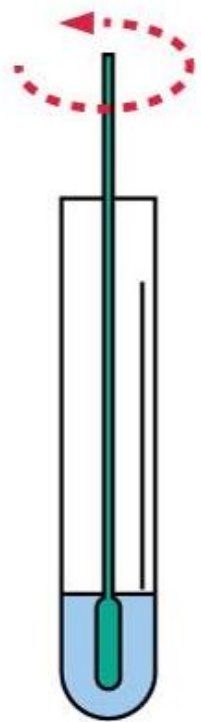
4 mal drehen



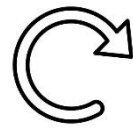
4 mal drehen

4) Tupfer im Röhrchen

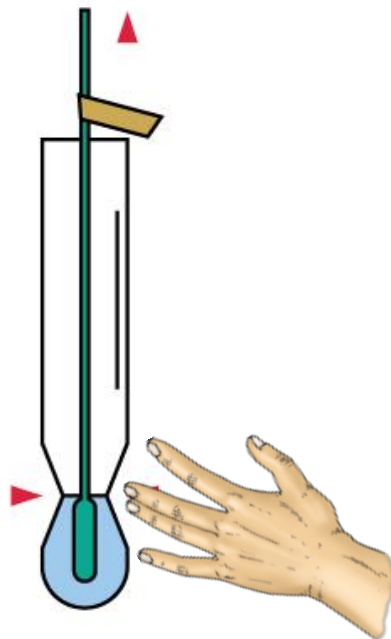
drehen!




10 mal
drehen



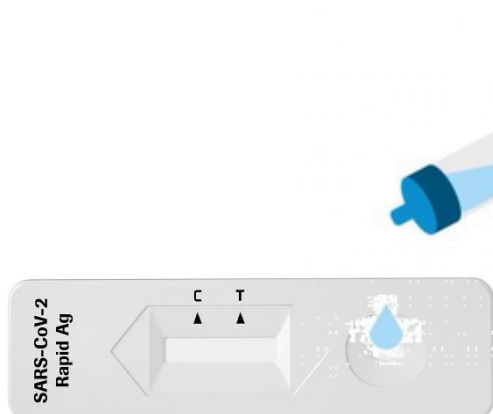
5) Röhrchen drücken
und Tupfer rausholen!



6) Rörchen schließen!




7) Auf den Teststreifen
tropfen!



4 Tropfen



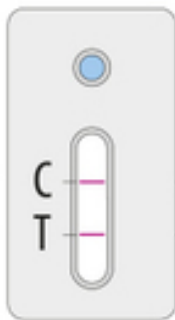
8) Warten



15 - 30
Minuten

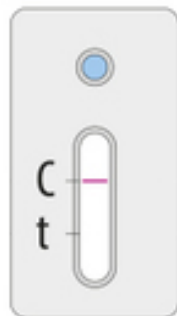
9) Ergebnis ablesen

positiv



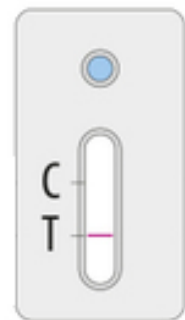
Beide Linien
sichtbar

negativ



Nur Linie C
sichtbar

ungültig



Nur Linie T
sichtbar